

## Instructions for the uqlatin.com website

Welcome to LATN1110. As part of my UQ Strategic Teaching and Learning Project 'Teaching Latin in the New Millennium: A Blended Learning Programme for Classical Languages' I have designed website for primarily for LATN1110 & LATN2120. It is now being expanded to support other Latin courses taught at UQ so not all the features available for LATN1110 and LATN2120 are available to all courses yet. This website is still in the experimental stage, but is designed to provide additional out of class support. The website is available 24 hours a day. I am interested in any feedback you have both on the website, and on the additional support materials if they are used in your class. The colours on the website are designed to match the grammar and text PowerPoints used in class by Dr McWilliam (see page 19 for the colour key).

If you would like to provide feedback or if you spot any errors, please email me at [j.mcwilliam@uq.edu.au](mailto:j.mcwilliam@uq.edu.au)

I am aware that there are a number of awkward sentences and grammatical errors in the instructions. My programmer is responsible for this text and will hopefully correct them for me in the near future. Flashcards and more quizzes are also planned for the future.

I hope you enjoy learning Latin,

Dr Janette McWilliam

### To Begin

- Go to the address: [www.uqlatin.com](http://www.uqlatin.com)
- This site will work with a number of browsers including Microsoft Internet Explorer. However, **Firefox** is recommended.
- Cookies must be enabled to remain logged on to the site.

The text is composed in Verdana & Comic Sans Serif. The grammar and instructions are in Arial. Please install these fonts if you do not have them.

**Login**

You must login before you can access this page.

User Name

Password

You need cookies enabled to remain logged in.

Content © of the University of Queensland.

**Login: with your normal UQ username and password**

**Go to the 'Settings' menu**

## Settings


**Font Size**

A ratio for how much the default font size should be changed to suit your needs.

Font Size

**Page Style**

There are two styles available. Online, with is the default look of the site, and Lecture a dark high contrast style used by the lecture slides.

If the text should be displayed colourized or not. Advanced students may want to turn this off.  Show colourized text. 

**Consonantals**

Some people may prefer to have the consonantal u's and i's to be displayed as v's and j's instead.

Show v's and j's

**Font Size:** The font size can be enlarged or reduced to suit your personal preference.

### Page Style

- Select **Lecture**. The '**Lecture**' setting on a blue background is designed to match the colour of the grammar & text PowerPoints used in class in LATN1110 and LATN2120.

- If you are enrolled in LATN2230, LATN2240, LATN3001 or LATN3002 you may want to switch off the colour in the text, especially when dealing with long, complex sentences or poetry. De-select the 'Show Colourized text' box above. ☀
- The key for the colours is below, p 14.
- It is also possible to view the content of this website on a plain white background (**Online**).
  - This section of the website will be developed in the near future to assist people who are colour-blind.
  - the text does appear coloured at the moment, but is in no particular sequence.
  - at the moment it is possible to switch off the colour as above.

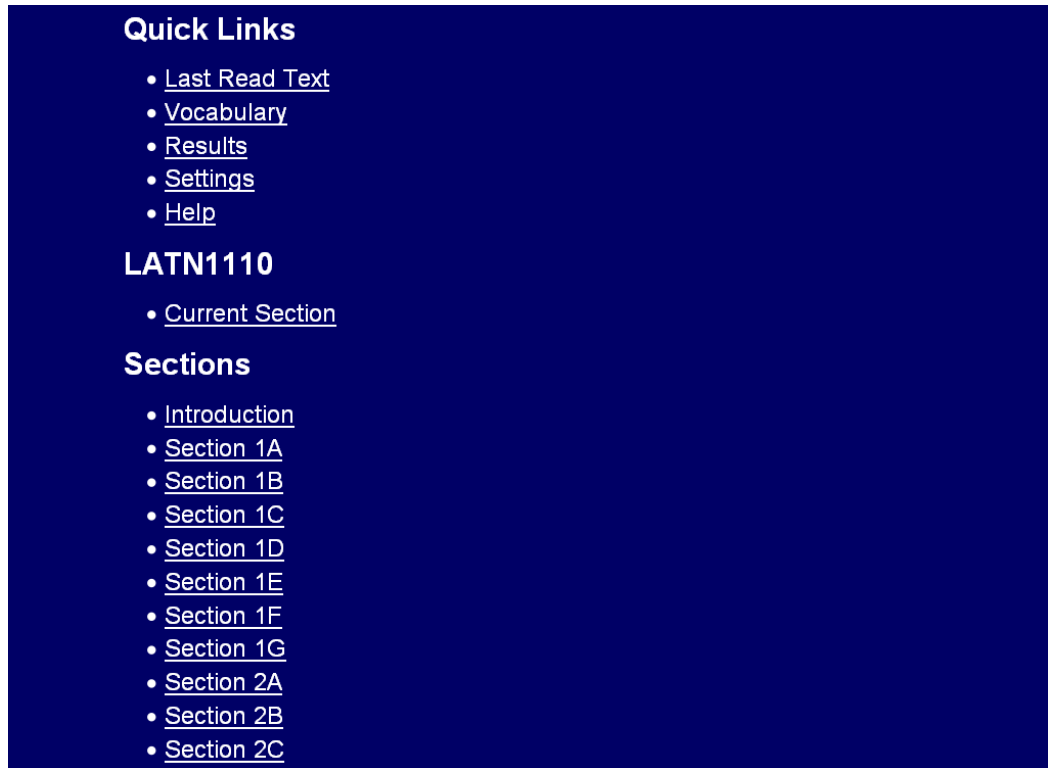
### Consonantals

- The text *Reading Latin*, uses u's and i's.
- Select the **Show v's and j's** box for other texts used in LATN2240, LATN3001 and LATN3002.

Choose your settings, Click the **Submit** button once, then click the link to the **Home Page**

**Main Menu:**

- You will be able to see Quick Links and the course you are both currently enrolled in, and past courses. If you can't see past courses, contact Dr McWilliam.



**Quick Links** will take you directly to the last section of Text read, your personal vocabulary builder, the settings page, and the help page.

**Current Section** will take you to the Section of text you were reading last. There is currently an error with this link that needs to be fixed, and the instructions need to be rewritten by my programmer.

**Vocabulary** will take you to the words you have entered into My Vocabulary (explained below page 18).

**Results** allows you to track your progress. Please note that the quizzes on this website do not form part of your final assessment.

## Sections

Click on **Section 1A** listed under the **Sections** Menu. If you do not have access to LATN1110, pick a section of text and apply the following instructions.

A Menu will appear listing the following headings

**Reading**

**Learning Vocabulary**

**Nouns**

**Verbs**

**Adjectives**

**Others**

**Prepositions**

**Quizzes**

[Home Page](#)

Go to the **Reading** Options:

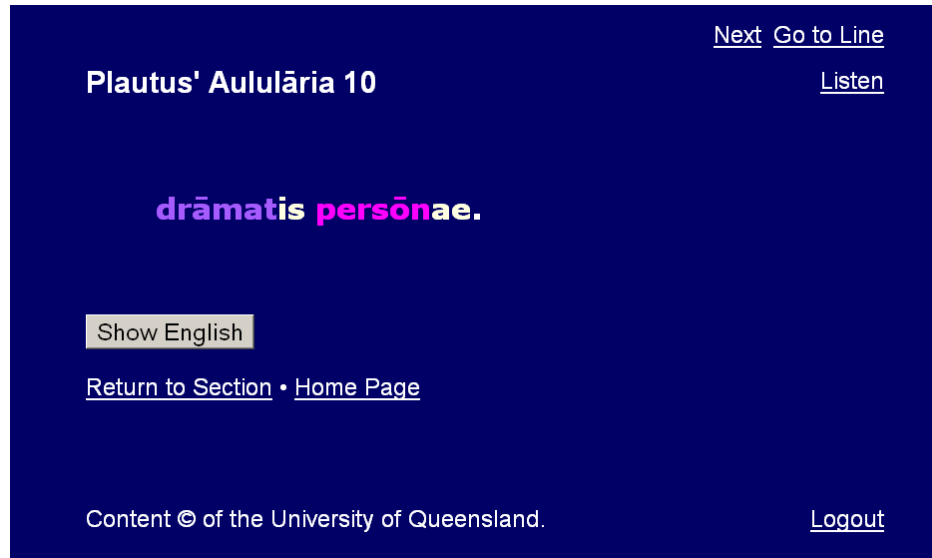
### Reading

- [Plautus' Aululāria](#)
- [Plautus' Aululāria complete text](#)

Click on the link

- [Plautus' Aululāria](#)

This link gives you access to the colour-coded text of Section 1A line by line. Section 1A begins with line 10.



Next [Go to Line](#)  
[Listen](#)

Plautus' Aulularia 10

**drāmatis persōnae.**

[Show English](#)

[Return to Section](#) • [Home Page](#)

Content © of the University of Queensland. [Logout](#)

Clicking on the **Next** link at the top right will take you to line 11. To progress line by line, use the **Next** link. To go back a line, click **Previous**

[Previous](#)
[Next](#) [Go to Line](#)

**Plautus' Aululāria 11**
[Listen](#)

**seruus: seruī nōmen est Dāuus.**

[Show English](#)

[Return to Section](#) • [Home Page](#)

Content © of the University of Queensland.
 [Logout](#)

To find a specific line in a Section of Text, e.g. line 20, click the **GO to Line** link.

[Previous](#)
[Next](#) [Go to Line](#)

**Plautus' Aululāria 11**

Enter 20 into the pop-up box & click the Go button. This will take you to Line 20.



[Previous](#)[Next](#) [Go to Line](#)

## Plautus' Aululāria 20 to 21

[Listen](#)

**seruus igitur iānuam pulsat.**

[Show English](#)[Return to Section](#) • [Home Page](#)

Using the vocabulary in the text book (*GVEpp5-7*), translate the sentence. Check your translation by clicking the **Show English** button.

An English translation will appear below the Latin text.


[Previous](#) [Next](#) [Go to Line](#)

Plautus' Aululāria 20 to 21 [Listen](#)

**seruus igitur iānuam pulsat.**

Therefore the slave [he] pounds on the door.

[Return to Section](#) • [Home Page](#)



If you want to listen to the line, click the **Listen** link found on the top right hand side of the screen.

### Parsing Words in the Text

- Holding the cursor over a word will activate the automatic parser. If you hold your cursor over *ianuam* in line 20, for example,

[Previous](#) [Next](#) [Go to Line](#)

Plautus' Aululāria 20 to 21 [Listen](#)

**seruus igitur iānuam pulsat.**

Show English

[Return to Section](#) • [Home Page](#)

Content © of the University of Queensland. [Logout](#)

• **iānuam** [Close](#)

acc. s. of iānu-a ae 1f. door  
Listen • Add to My Vocabulary

ianuam is parsed. You can also listen to the word read individually. If this is a word you are having trouble memorizing, you can also choose to add it to **My Vocabulary** (see page 18) for later revision.

All nouns and adjectives are fully declined. In the sentence above (line 20), both seruus and ianuam are nouns. Click on **seruus**

2<sup>nd</sup> decl. noun: seru-us ī 2m. slave[Listen](#)

<i>slave</i>	<i>Singular</i>	<i>Plural</i>
<i>Nominative</i>	seruus	seruī
<i>Vocative</i>	serue	seruī
<i>Accusative</i>	seruum	seruōs
<i>Genitive</i>	seruī	seruōrum
<i>Dative</i>	seruō	seruīs
<i>Ablative</i>	seruō	seruīs

[Highlight Similar Forms](#)[Home Page](#) • [Add to My Vocabulary](#)

To listen to the noun being declined, click **Listen**

To highlight similar forms click the **Highlight Similar Forms** link. (Sorry the colours are scary. Another thing I've asked my programmer to fix).

All Verbs are also fully conjugated and can be accessed from within the text. Click on the verb **pulsat** in line 20 above.

**1st conj. verb: pulsō pulsāre pulsāuī pulsātum 1**  
**pound, beat on**

[Listen](#)

<i>pound, beat on</i>	<i>Present Active</i>	
	<i>Singular</i>	<i>Plural</i>
	<i>Indicative</i>	
<i>1st person</i>	<b>pulsō</b>	<b>pulsāmus</b>
<i>2nd person</i>	<b>pulsās</b>	<b>pulsātis</b>
<i>3rd person</i>	<b>pulsat</b>	<b>pulsant</b>

[Highlight Similar Forms](#)

[Home Page](#) • [Add to My Vocabulary](#) • [Present](#) • [Indicative Active](#) • [Indicative Passive](#) • [Subjunctive](#) • [Imperative](#) • [Infinitive](#) • [Participle](#) • [Gerund & Supine](#) • [All](#)

Other forms of the verb are also available via the links at the bottom of the page.

Click the **Back** button on your browser to return to line 20, then select the **Return to Section** Link.

The Complete Text of the play is available (not coloured) by clicking the **Complete Text** link:

- [Plautus' Aululāria complete text](#)

Here you are able to scroll through the complete text.

All the functions available via the 'line by line' section mentioned above are available.

*Go back to the Menu for Section 1A*

The Introductory Page for each section will also list the following:

### **Learning Vocabulary**

- all the learning vocabulary from *Reading Latin*. Vergil IV and *Pro Caelio* are largely complete.
- double-click on nouns, adjectives, pronouns, verbs to reveal declensions/conjugations.
- words listed under **Other** or **Prepositions** do not decline or conjugate

*Scroll down below the Learning Vocabulary for Section 1A.*

### Quizzes

- [Decline filia filiae 1f](#)
- [Decline serua seruae 1f](#)
- [Match the verbs to their meanings](#)
- [Decline corona coronae 1f](#)
- [1A Word Matching 1](#)
- [1A Word Matching 2](#)
- [Decline seruus serui 2m](#)
- [Decline scaena scaenae 1f](#)
- [Conjugate amo in the present indicative active](#)
- [Conjugate irrideo in the present indicative active](#)
- [Conjugate habeo in the present indicative active](#)
- [Conjugate intro in the present indicative active](#)
- [Conjugate clamo in the present indicative active](#)
- [Conjugate uoco in the present indicative active](#)
- [Conjugate timeo in the present indicative active](#)
- [Decline aula aulae 1f](#)
- [Decline coquus coqui 2m cook](#)
- [Decline dominus domini 2m master](#)

- a range of automated quizzes are available for each section.
- these quizzes DO NOT count towards your assessment, and can be done as many times as you want. If you cannot see any quizzes, they have yet to be created for your course.
- answers are provided each time the quiz is submitted.
- do a few every time you check Facebook or your email.

For example, Click on the Quiz: **Decline aula ae 1f pot**

Instructions

Type the correct form of the noun for each case in the singular and plural in the text boxes below.

Noun

**aul-a ae 1f. pot**

Answers

	<i>Singular</i>	<i>Plural</i>
<i>Nominative</i>		
<i>Vocative</i>		
<i>Accusative</i>		
<i>Genitive</i>		
<i>Dative</i>		
<i>Ablative</i>		

Submit

[Home Page](#) • [Return to Section](#)

Fill in your answers and click the **Submit** button.



You received a mark of 91.6666666667%.

The following mistakes were made on this quiz

- ablative singular: 'aulā', was given as 'aulo'

[Home Page](#) • [Return to Section](#)

If you answered all questions correctly, well done! If you did not, you will be told the form(s) you entered incorrectly, e.g. if aulo was given as the ablative singular as above rather than aula.

Click on the **[Home Page](#)** Link.

On the home page site, scroll to the bottom of the page to access the **'Word Look Up'** Dictionary/parser for words used in *Reading Latin*.

Word lookup

Word

Enter **aurum** and click the **Submit** button.

## Word Lookup

**Results**

- **aurum**  
nom./voc./acc. s. of aur-um ī 2n. gold  
Listen • Add to My Vocabulary

Word lookup

Word

[Home Page](#)

- the word entered will be automatically parsed with the dictionary form also included.
- the **Listen** and **My Vocabulary** functions are available.
- double-click on aurum to reveal the full declension.

**2<sup>nd</sup> decl. noun: aur-um ī 2n. gold** [Listen](#)

<i>gold</i>	<i>Singular</i>	<i>Plural</i>
<i>Nominative</i>	aurum	aura
<i>Vocative</i>	aurum	aura
<i>Accusative</i>	aurum	aura
<i>Genitive</i>	aurī	aurōrum
<i>Dative</i>	aurō	aurīs
<i>Ablative</i>	aurō	aurīs

[Highlight Similar Forms](#)

[Home Page](#) • [Add to My Vocabulary](#)

## My Vocabulary

- **My Vocabulary** is a word review tool that allows you to create your own custom list of words.
- words in **My Vocabulary** are arranged by parts of speech, then in alphabetical order.
- double click on nouns, adjectives for declensions and verbs for conjugations.

Words can be added to the vocabulary from various places e.g. via the **My Vocabulary** link that appears:

- when a word is entered into the Word look up tool.
- on a declension or conjugation page.
- on a pop-up screen when a word is selected within a text.

**Vocabulary Quizzes** (*If you do not recognise the options, you have not studied these forms yet*).

- Vocabulary quizzes are quizzes based on words that you have entered into **My Vocabulary**.
- The quizzes will be modified based on your past record of achievement.

## Word Meanings

Enter the single meaning of a word.

## Word Parsing

Enter the given form of a word. Before attempting the quiz you must set the forms you want to be tested on.

## Principal Parts

Enter the principal parts of the verbs in **My Vocabulary**.

## All Quizzes

All of the above quizzes mixed together to test your mastery.

## COLOUR KEY

### Verbs

Stems: Bright Yellow

Person and Number Endings: Dark Green

### Nouns

Masculine: Blue

Feminine: Bright Pink

Neuter: Purple

Case and number endings for all genders: pale yellow/off white

### Adjectives

Colours: as for Nouns above

Font: Comic Sans Serif

### Pronouns

Light Green

Only Personal/Reflexive pronouns should be green. We will eventually create code so that other forms of pronouns will be coloured by gender and number as appropriate (as can be seen if you double-click on the pronoun to decline it).

### Adverbs

Brown

### Prepositions

Dark/Royal Blue: We will eventually noun/adjective endings match the prepositions as is done on the class PowerPoints.

### Interrogatives

Bright Orange

**Other colours will be explained as we meet them throughout the course.**